


Gripworx inc.

2170 av Pierre-Dupuy, Montréal, Québec, Canada
 tél: 514-868-9679 , 514 234 9679 (Adam Hoppenheim)
www.gripworx.tv

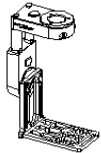
GRIPWORX



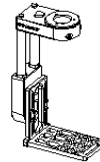
SUPERTECHNO

WEIGHTS - SUPERTECHNO 30		
	kg	lbs
Dolly	130	287
Column	100	220
Telescopic beam unit	320	705
Counterweights (43 x 13,5kg)	580	1279
Z-Head	25	55
SUPERTECHNO 30 (incl. 20 kg camera)	1175	2590

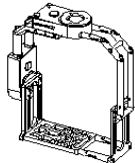
Z-HEAD 2 AXIS



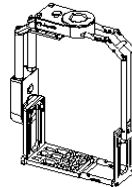
CAGE 5", 2 AXIS	
DIMENSIONS	65 cm x 38 cm / 26" x 15"
WEIGHT	20 kg / 44 lbs



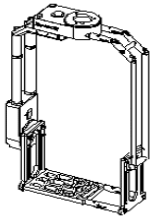
CAGE 10", 2 AXIS	
DIMENSIONS	78 cm x 38 cm / 31" x 15"
WEIGHT	20,2 kg / 44,5 lbs



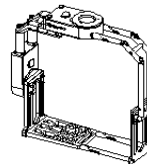
CAGE 5" + M, 2 AXIS	
DIMENSIONS	72 cm x 60 cm / 29" x 24"
WEIGHT	24,5 kg / 54 lbs



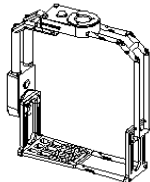
CAGE 10" + M, 2 AXIS	
DIMENSIONS	85 cm x 60 cm / 34" x 24"
WEIGHT	25,2 kg / 55,5 lbs



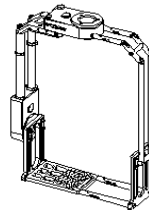
CAGE 15" + M, 2 AXIS	
DIMENSIONS	98 cm x 60 cm / 39" x 24"
WEIGHT	25,9 kg / 57 lbs



CAGE 5" + L, 2 AXIS	
DIMENSIONS	72 cm x 70 cm / 29" x 28"
WEIGHT	25,4 kg / 56 lbs

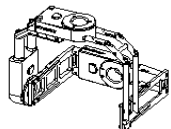


CAGE 10" + L, 2 AXIS	
DIMENSIONS	85 cm x 70 cm / 34" x 28"
WEIGHT	26,1 kg / 57,5 lbs

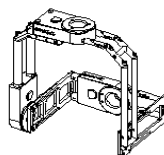


CAGE 15" + L, 2 AXIS	
DIMENSIONS	98 cm x 70 cm / 39" x 28"
WEIGHT	26,8 kg / 59 lbs

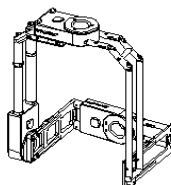
Z-HEAD 3 AXIS



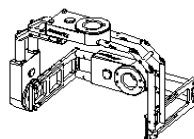
CAGE 5'' + M, 3 AXIS	
DIMENSIONS	65 cm x 60 cm / 26" x 24"
WEIGHT	31 kg / 68 lbs



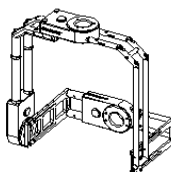
CAGE 10'' + M, 3 AXIS	
DIMENSIONS	78 cm x 60 cm / 31" x 24"
WEIGHT	31,7 kg / 70 lbs



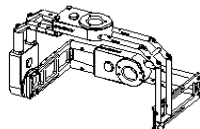
CAGE 15'' + M, 3 AXIS	
DIMENSIONS	91 cm x 60 cm / 36" x 24"
WEIGHT	32,5 kg / 72 lbs



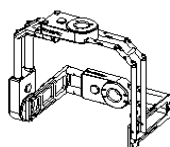
CAGE 5'' + L, 3 AXIS	
DIMENSIONS	65 cm x 70 cm / 26" x 28"
WEIGHT	31,5 kg / 69,5 lbs



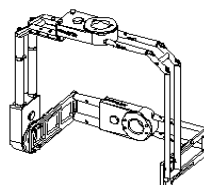
CAGE 15'' + L, 3 AXIS	
DIMENSIONS	91 cm x 70 cm / 36" x 28"
WEIGHT	33 kg / 73 lbs



CAGE 5'' + XL, 3 AXIS	
DIMENSIONS	65 cm x 80 cm / 26" x 32"
WEIGHT	32,2 kg / 71,5 lbs

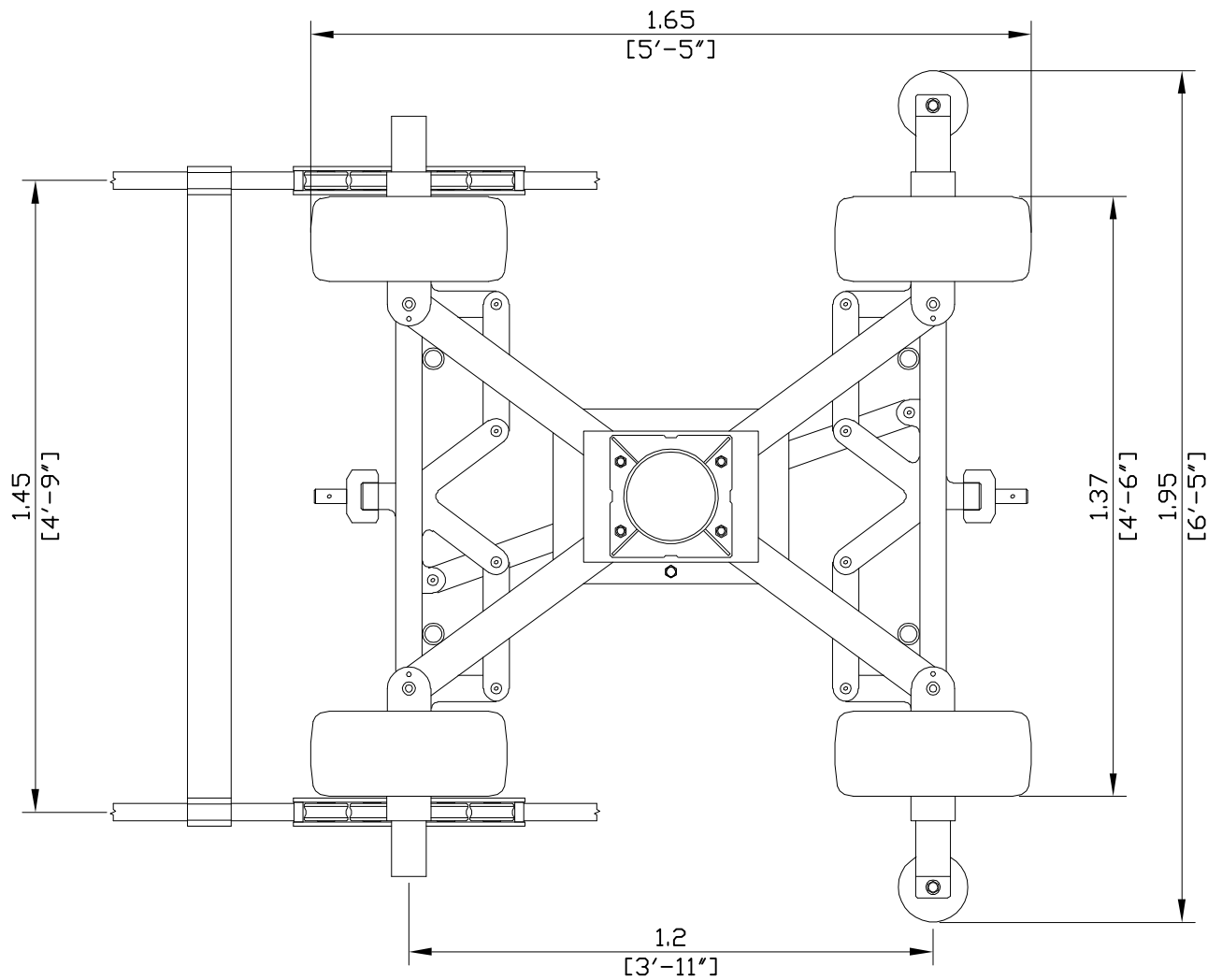
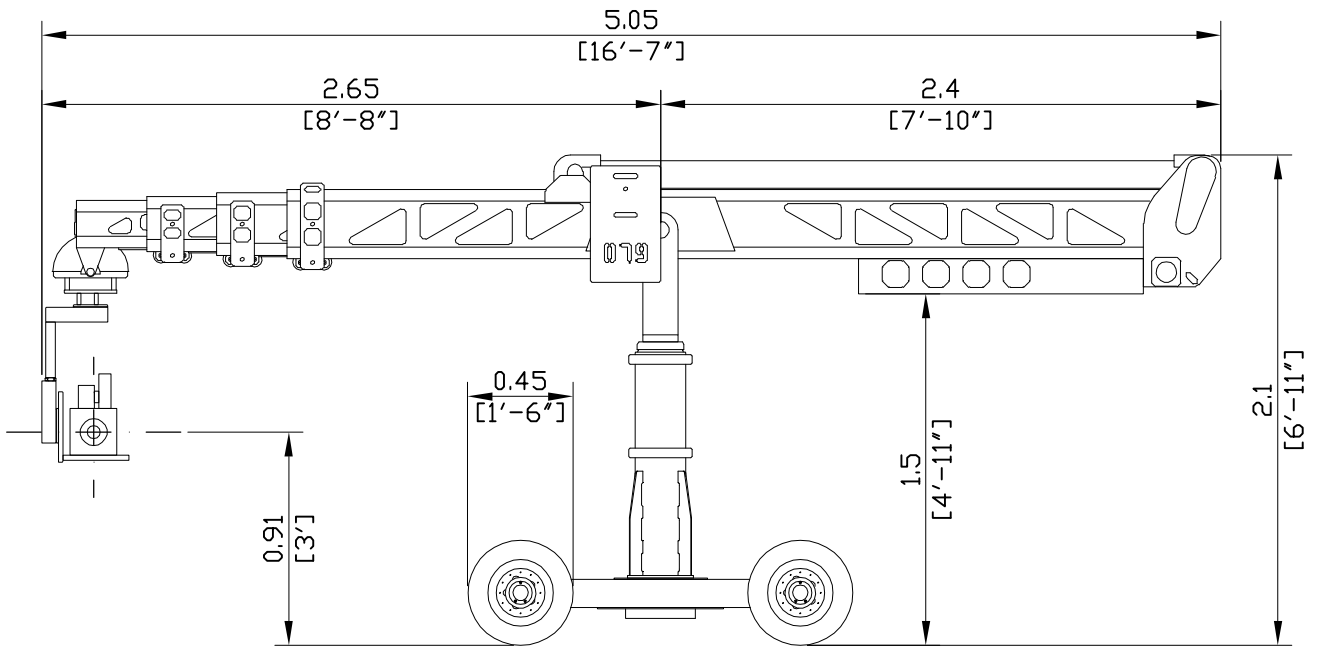


CAGE 10'' + L, 3 AXIS	
DIMENSIONS	78 cm x 70 cm / 31" x 28"
WEIGHT	32,3 kg / 71,5 lbs



CAGE 15'' + XL, 3 AXIS	
DIMENSIONS	91 cm x 80 cm / 36" x 32"
WEIGHT	33,7 kg / 74,5 lbs

SUPERTECHNO 30



SUPERTECHNO 30

MAX. LENS HEIGHT	9,2 m	30'
MAX. LENGTH	11,95 m	39' 2"
MAX. SPEED	1,4 m/s	4,6'/s
MIN. SPEED	1 m/h	3,3'/h
CRANE WEIGHT	1200 kg	2640 lbs

